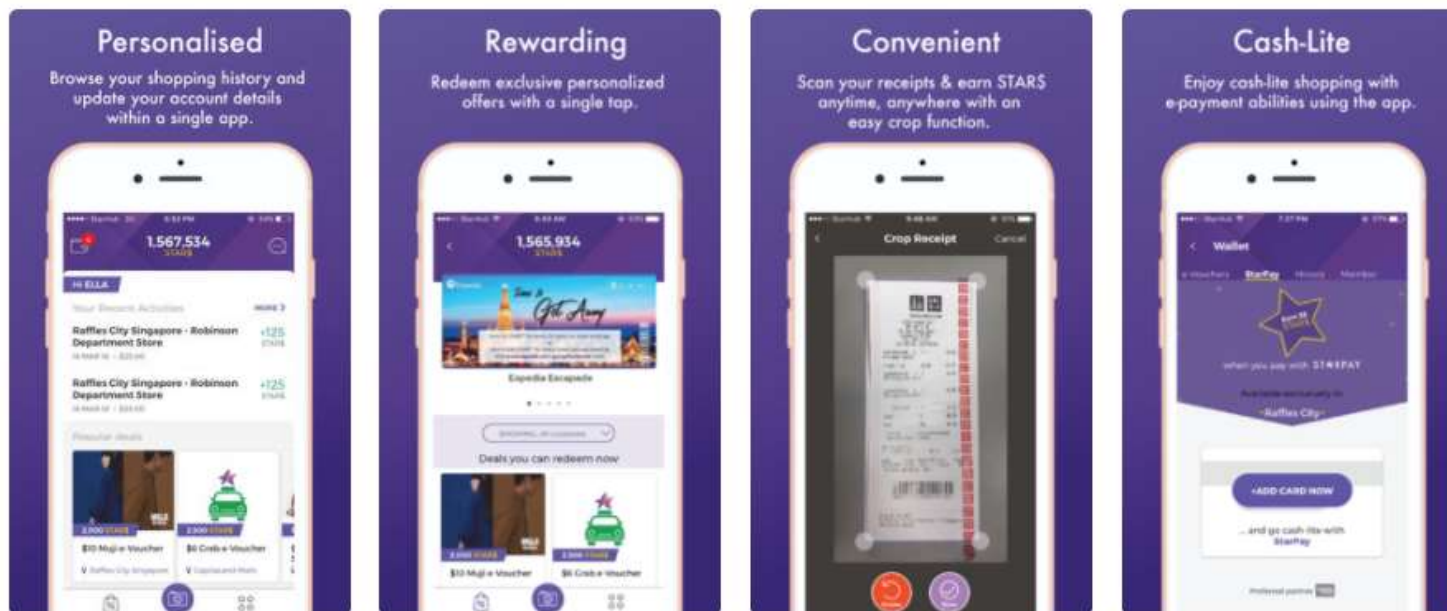


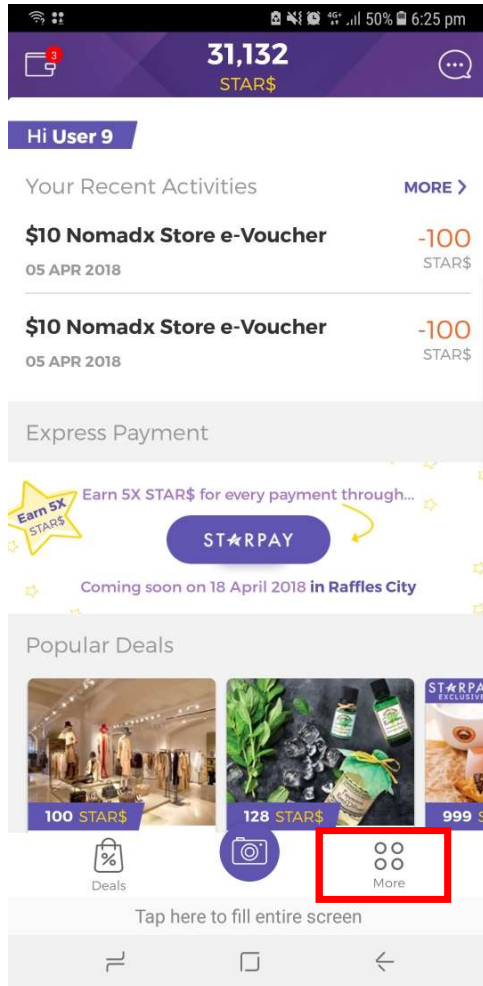
Step-by-Step Guide to Activate your HomeTeamNS – PAssion Card on CapitaStar App



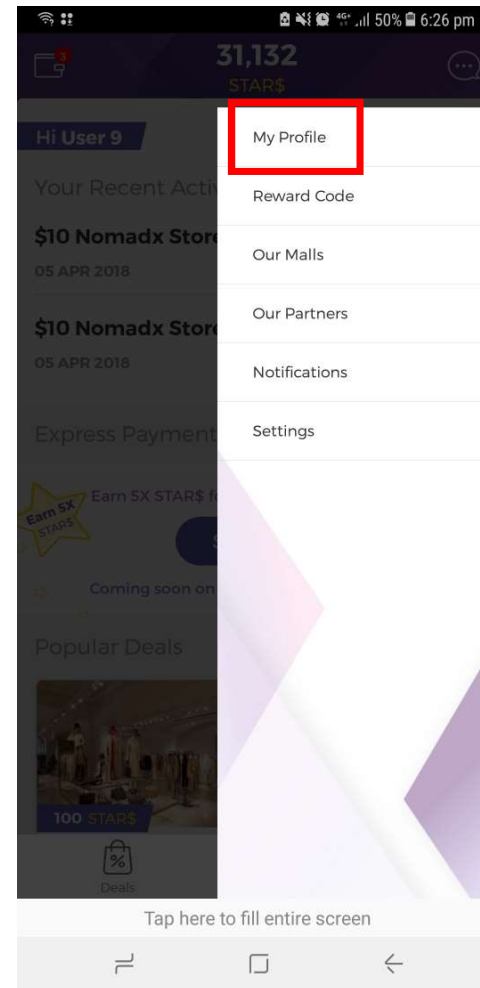
Step 1: Open the CapitaStar App

(available on both Apple App Store and Google Play Store)

Step 2: Click on “More”.



Step 3: Click “My Profile”.



Step 4: Enter your HomeTeamNS – PAssion Card Number.

Step 5: Scroll down to the bottom and click “Update” to confirm.

My Profile

Name*
User 9

Gender*
Female

Date of Birth*
01-JAN-1974

NRIC / FIN / Passport*
USER9

Postal Code*
123456

Email*

Mobile*
81234567

IU Number
1135113511

PAssion Card CAN No.
1234567890123456

Change Password >

Stay connected with us by keeping up to date with the latest offerings, promotions and events at CapitalLand* through the following channels.

Email

SMS

Tap here to fill entire screen